


Kindergarten

Homework Planner for the week of 4/7 to 4/11 Due Friday 4/11

*Packets will go home each Friday and will be due back by the following Friday. Please see the back for your child's special schedule and list of sight words introduced so far.

Monday 4/7 – Day 1 ♦ Read or be read to for 10 minutes ♦ <u>Practice High Frequency Words</u>	 Written Homework ♦ Foundations: Tap to Spell with digraphs sh, th, and ch. (Words are ship, chin, bath, fish, path). ♦ Math Practice (2 pages): Adding within 10 Please put your name on all worksheets to be handed in. <u>Do Not</u> hand this planner in. Please keep it at home for your reference.
Tuesday 4/8 – Day 2 ♦ Read or be read to for 10 minutes ♦ <u>Practice High Frequency Words</u>	
Wednesday 4/9 – Day 3 ♦ Read or be read to for 10 minutes ♦ <u>Practice High Frequency Words</u>	
Thursday 4/10 – Day 4 ♦ Read or be read to for 10 minutes ♦ <u>Practice High Frequency Words</u>	
Friday 4/11 – Day 5 ♦ Read or be read to for 10 minutes ♦ <u>Practice High Frequency Words</u>	

or for

Reminders:

- There is no school 4/14 - 4/22. School will reopen on Wednesday 4/23. We hope you enjoy the Spring Break!
- There will be no homework packet sent home on Friday 4/11. The next packet will be sent home after the break.

Specials Schedule

Kirsch

Day 1 & 4 Gym
Day 2 & 5 Art
Day 3 & 6 Music
Day 5 Library

Leveque

Day 1 & 4 Art
Day 2 & 5 Music
Day 3 & 6 Gym
Day 2 Library

Wilson

Day 1 & 4 Music
Day 2 & 5 Gym
Day 3 & 6 Art
Day 3 Library

Library books are do back in school on or before your child's library day. Students will not get a new book if the old book has not been returned.

Don't forget your sneakers on Gym day!

High Frequency Words


Unit 1	Unit 2	Unit 3	Unit 4	Unit 5
* a	*see	*be	*am	are
*me	*look	*can	*as	by
*the	*here	*do	day	come
* I	*is	*he	*for	from
*like	*this	*she	*has	go
*my	*an	*to	*his	have
	*and	*was	how	her
		*we	*or	no
			play	of
			say	one
			*you	so
				they
				too

*indicates the word has been introduced in class and students should be practicing the word at home

sh, ch, th

Name: _____

Directions: Look at the picture in the box. Each word has a digraph. Tap out the sounds and write one sound on each card. Then write the word on the line.








r

i

ch

rich



* See planner to help student with words

NAME: _____

Adding Within 10

Example




$$3 + 3 =$$


6



$$3 + 4 =$$



$$4 + 4 =$$



$$5 + 4 =$$


Have children write the total to complete the equations. Then have them read each equation and explain how the addition and drawing are related.

NAME: _____


Adding Within 10




$$5 + 5 = \underline{\hspace{1cm}} - - - - - \underline{\hspace{1cm}}$$



$$5 + 4 = \underline{\hspace{1cm}} - - - - - \underline{\hspace{1cm}}$$



$$2 + 6 = \underline{\hspace{1cm}} - - - - - \underline{\hspace{1cm}}$$



$$6 + 2 = \underline{\hspace{1cm}} - - - - - \underline{\hspace{1cm}}$$

Have children write the total to complete the equations. Then have them read each equation and explain how the addition and drawing are related.